

Rolf Czeskleba-Dupont (rcd@cnas.dk)

Ph.D. Energy supply + societal development

M.Sc.industrial geography

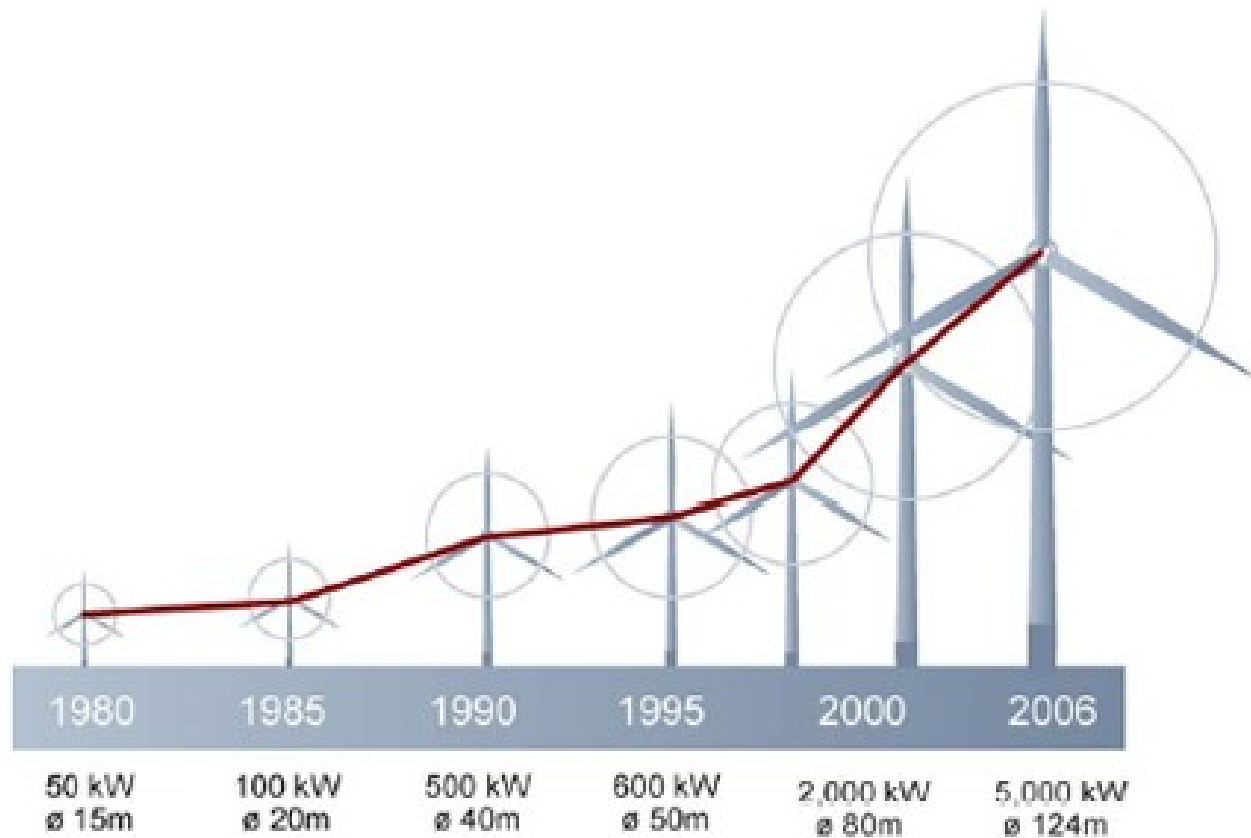
until 2014: Roskilde University, Denmark

GUE/NGL, Transform Europe, Die Linke, Rosa Luxemburg
Foundation conference 'Just Transition' Bruxelles 5.12.2016

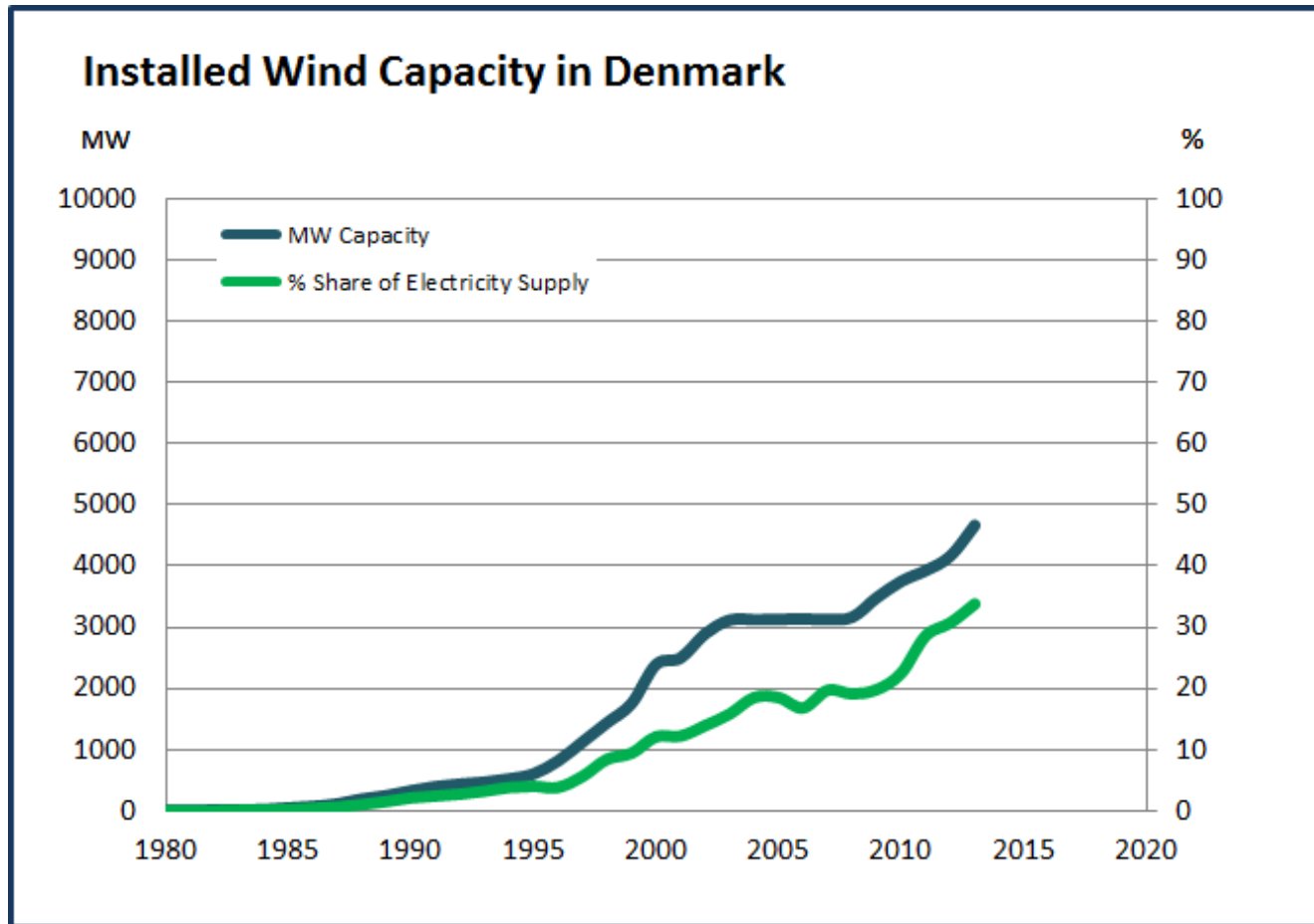
JUST TRANSITION IN DENMARK? OPPORTUNITIES +
BARRIERS



Wind turbines: height x 10 Capacity x 100 (1980-2006)



MW capacity + share el. supply DK 1980-2013: shifting growth



Not the result of central research !

You can learn the lessons from the birth of the Danish Wind Industry in the last century. See windsofchange.dk www.windsofchange.dk

”Early research Turbines that were designed and built by clever aerospace engineers at Boeing, Kaman, Westinghouse and M.A.N. were all **severe failures...**”

Infant industry support

- Denmark and Germany: small companies developed small Turbines for a "baby market" promoted by **visionary politicians in the two countries**...(Hermann Scheer, Sven Auken and many grassroots)
- This is the real background for the growth of Vestas, Enercon, Siemens Wind Power and others.

RED-GREEN ALLIANCES (1)

Green agenda in Denmark (1970s)

- substitute imported **oil** at power plants
 - combine **heat+power** production
- reduce heating demands of **buildings**
 - support **wind-electricity**
(subsidies + R&D; 150 small turbines)
- dispose over **natural gas** from North-Sea
- low energy plans **without** nuclear power

RED-GREEN ALLIANCES (2): PROGRESS in 1980s

- **Regional energy+employment projects**
 - **natural gas** on-shore distribution network
 - **nuclear power** out of energy planning ('**green majority**')
 - Export of 2000 Danish **wind mills** (1985)
 - 'absentee ownership' windmills: allowed + again revoked
 - 3000 windmills owned by cooperatives with 100 000 members
 - **utilities** to construct 100 MW wind power
- => reductions in pollution + acid rain
- => **legitimacy to oppositional red-green coalition (P.Karnø)**

1990s: alternative to *government* plans (1993-2001)

- New criteria: **Sustainability + CO2 reduction**
 - 1994: **FEED-IN TARIFF** = guaranteed prices for wind power
 - 1995: 1220 MW from 250 **decentral (gas-) cogenerators**
 - 1998: **Stop** to new **coal-fired** power plants!
- => Wind power supplying more than 15% of DKs electricity
- Moreover: 750 MW **offshore** wind farms planned
 - **Upgrading** wind turbines => **high profits; capitalization**

Cooperative model under pressure from neoliberal capitalism

Climate capitalism:

- 1) Hijacking the Kyoto-process => **biomass** hypocrisy:
is massive burning of stem wood CO2-neutral ?
- 2) EU climate policies give **CO2-pollution permits**
(quota trading) => no real progress
- 3) **Capital-intensive projects** as offshore wind
maximise *share-holder value*:

Goldman Sachs into *DONG* (2014) with veto-power!

In need of a new red-green alliance

- Optimal *onshore* or *near-shore* wind turbines:
income streams to be redirected to local + regional development!
 - **Democratic participation** in decision processes: localisation, types + sizes, final distribution of revenues
- => less resistance, when concerned people have a **voice** (F.Hvelplund, Aalborg University)

Concluding remark

GLOBALIZED '**ABSENTEE OWNERSHIP**'

IS THE MAIN BARRIER AGAINST

A "TRANSITION WHERE WORKERS ARE ABLE TO
DECIDE THEIR OWN FUTURE"

AND

"WHERE NO ONE WILL BE **LEFT BEHIND**"

(ETUC BRIEFING MARCH 2015 FOR
COP21/Paris)

References

ETUC (March 2015): Climate justice: there are no jobs on a dead planet.

Frontlines Briefing

Frede Hvelplund (2012): Black or green wind power? (typoscript)

Oluf Danielsen (2015): Klimaet på dagsordenen (Climate on the agenda, Danish), book review by RCD; in: Det Ny Clarté #28, p.78-81

<http://clarte.dk/2015/11/10/clarte-nummer-28/>

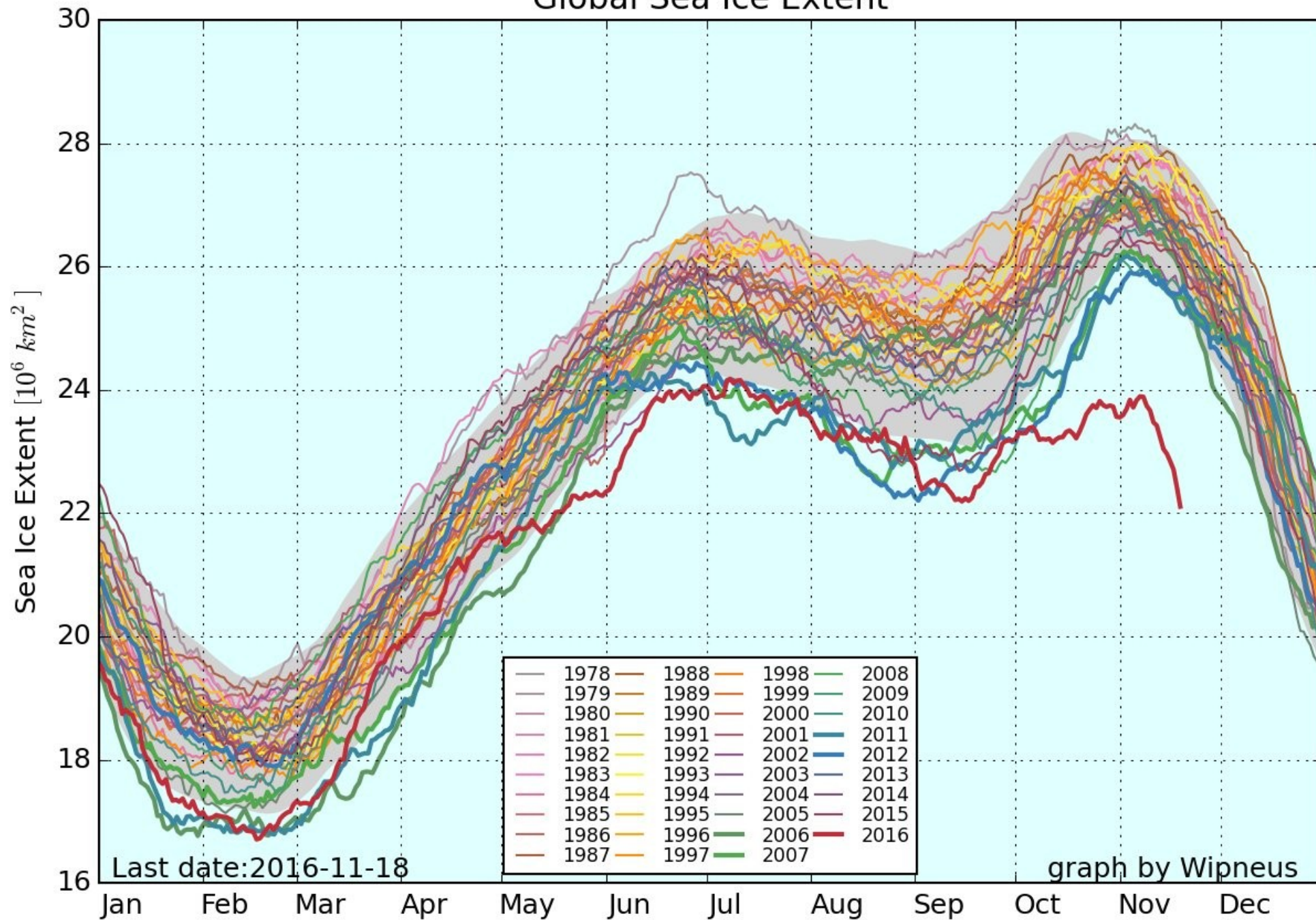
Peter Karnø (2015): Windpowering Denmark (draft)

Rolf Czeskleba-Dupont (2015): Klimapolitik bør forny tænkningen om socialisme (climate politics should renew thinking on socialism, Danish); in: Det Ny Clarté #28, p.18-23

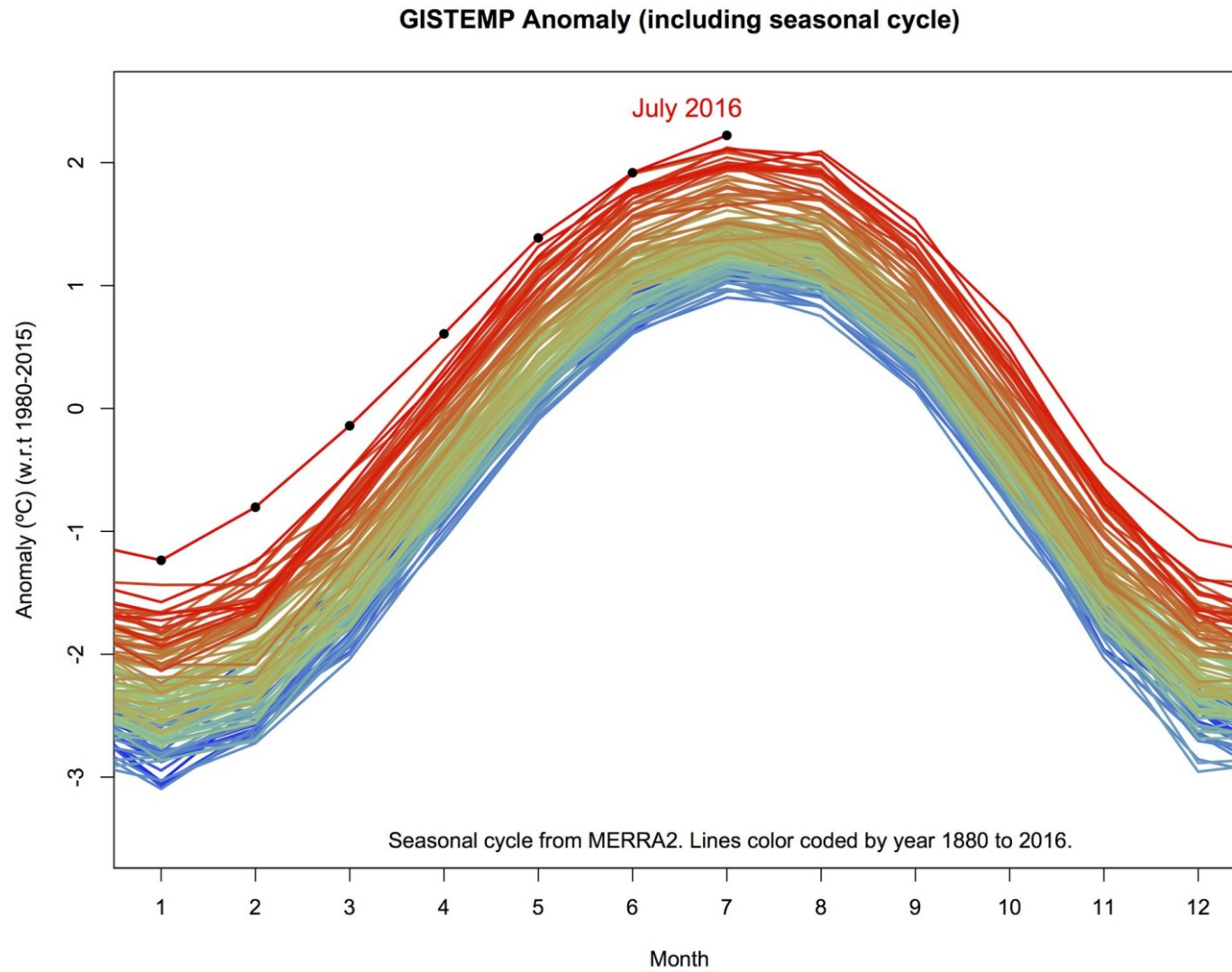
<http://clarte.dk/2015/11/10/clarte-nummer-28/>

Windsofchange.dk

from NSIDC sea ice concentration data
Global Sea Ice Extent

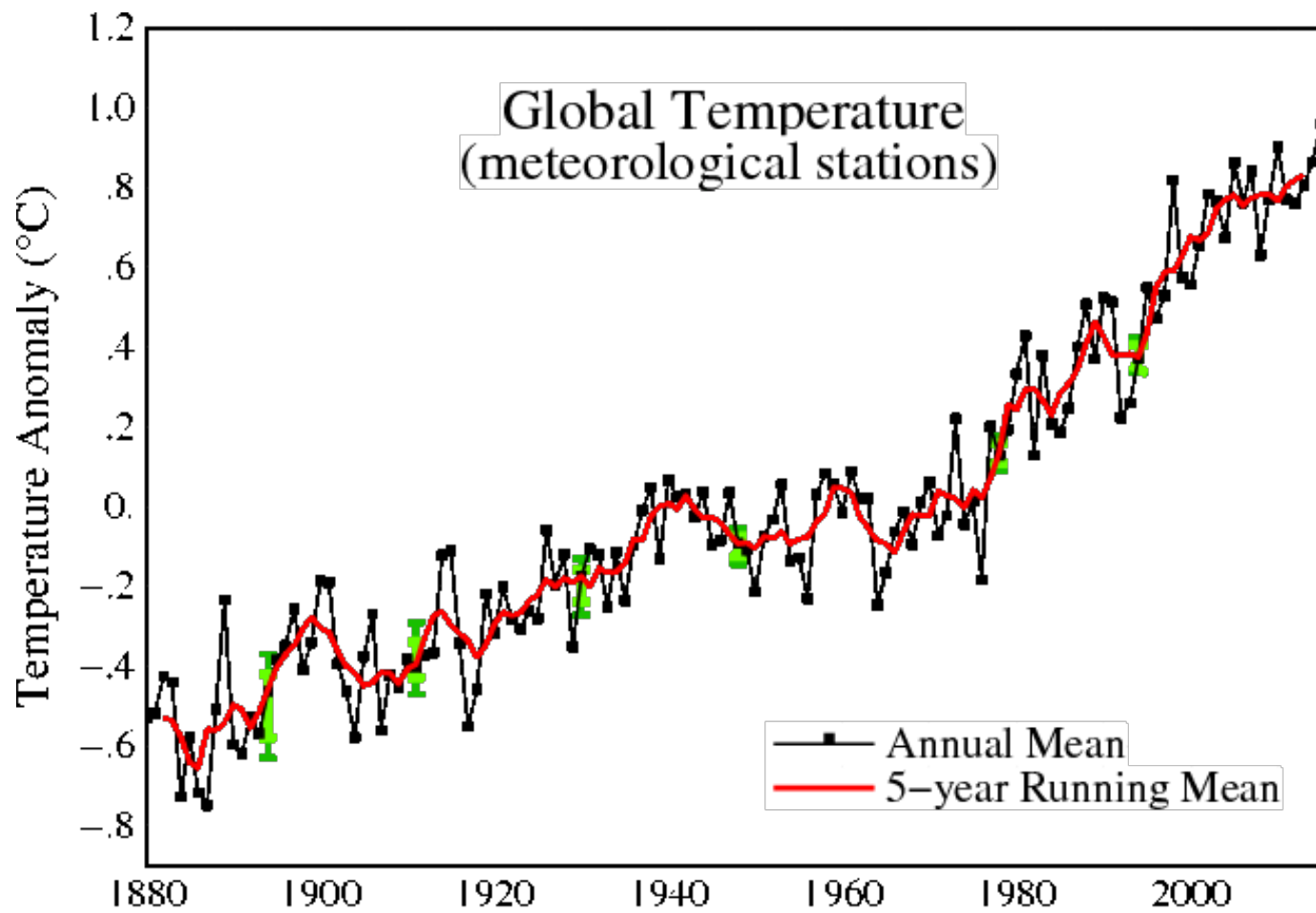


Nyt fra DMI

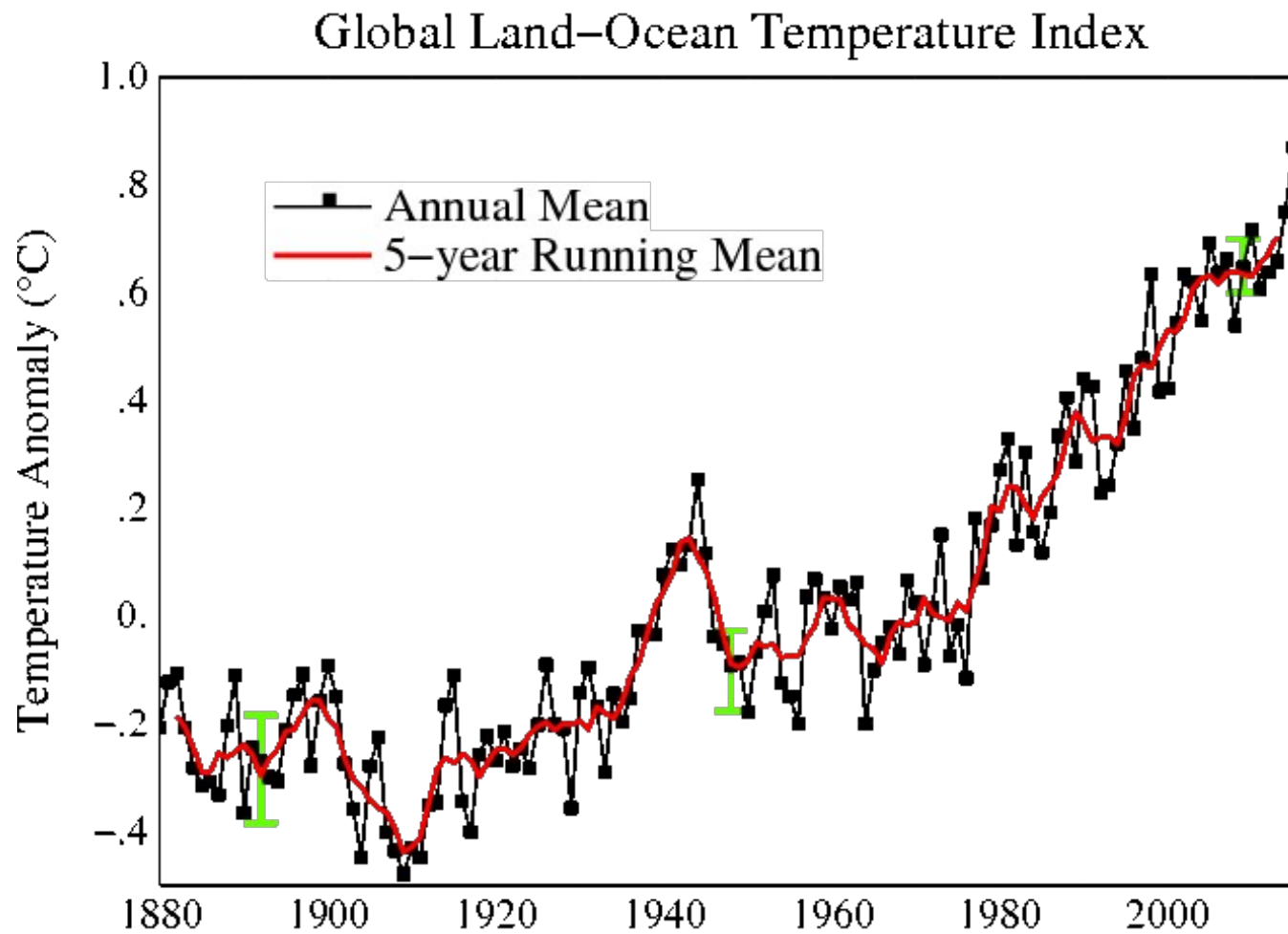


Kilde: DMI, 2016

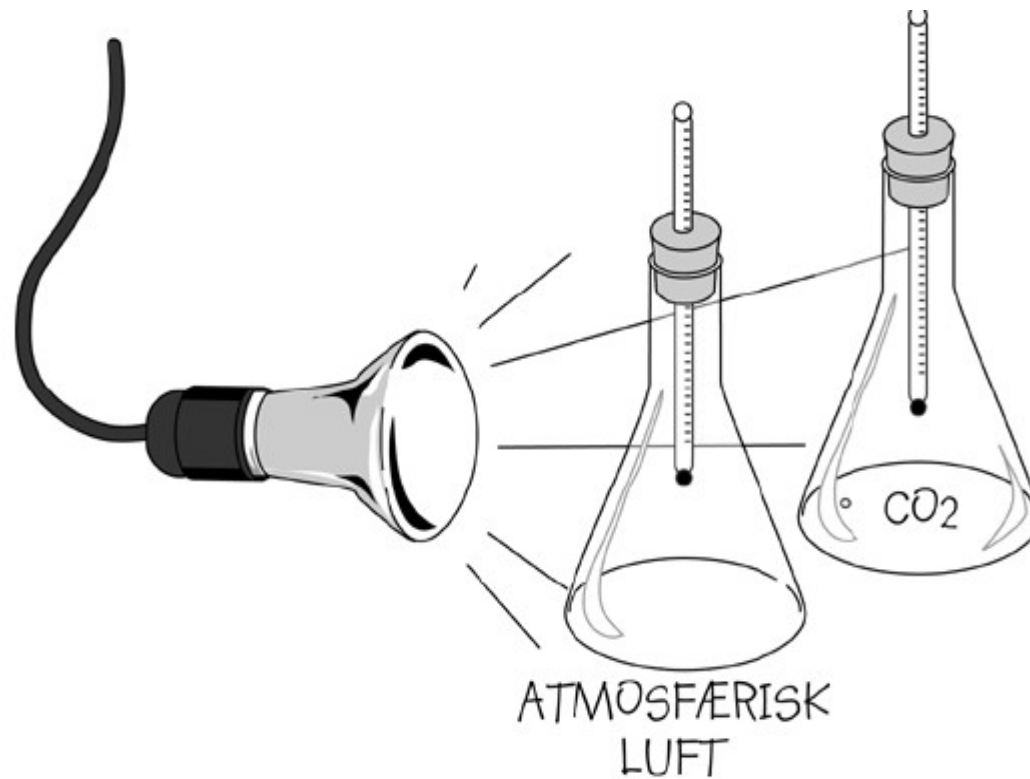
Globale Temperaturen, Meteorologische Stationen



Globale Land-Ozean Temperaturen (Index Basis 1951-80)



CO₂ angereicherte Luft ergibt höhere Temperatur

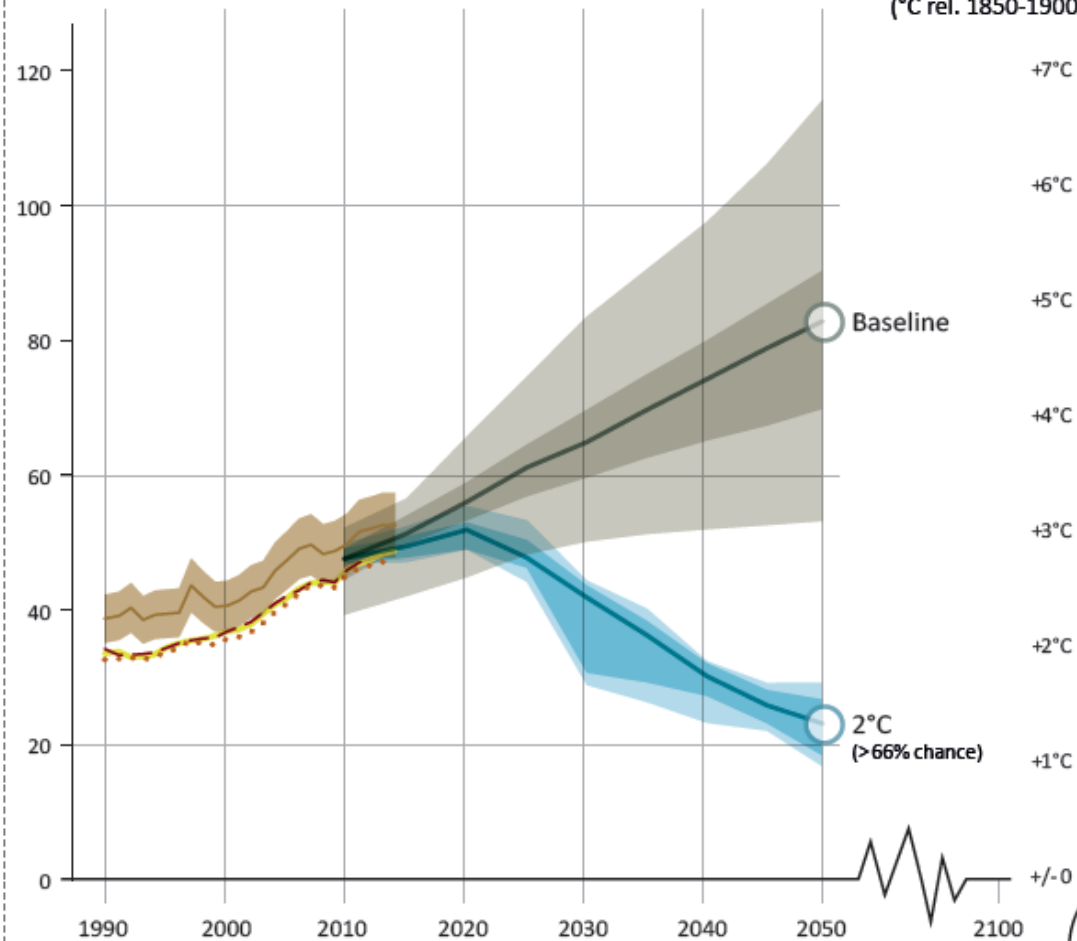


EU 80-95%
Reduktion in
2050

COP21
in
Paris

COP22
in
Marrakesch

Kyoto-GHG emissions
(GtCO₂e)



EDGAR estimates
(including large-scale
biomass burning)

CAIT
PRIMAP
EDGAR

all excluding
biomass burning
emissions

IPCC AR5 scenarios

Baseline
median (line),
20-80% (darker)
min. - max. (lighter)

2°C limit
median (line),
20-80% (darker)
min. - max. (lighter)

20-80% scenario range +
climate uncertainty range

20-80% scenario range

scenario median

Figure ES1: Historical greenhouse (GHG) emissions and projections until 2050

Source: The
Emissions GAP
Report 2015